



Governance Board Meeting

March 25, 2024





Welcome

Anna VonRueden

Share: Board Committee with H4Y * Why?



Mission Moment

Mica Bingel



Chairman's Report

Anna VonRueden



Minutes and Agenda

Approval of January Minutes

- Welcome - March Board Meeting
- Mission Moment
- Chairman's Report
- Strategic Discussion | Operational Updates:
 - Operations/Advancement Update
 - Finance review
 - Program Recap for 2023
 - Open Business
- Adjourn



Executive Committee Update

- New Facility update
- Youth realities
- AN4H – Board Match
- Board Nomination:
Pastor Paul Moore

Board Member Nomination



Paul Moore started his work at Chain of Lakes in March 2009 after serving for 16 years as pastor of Community Presbyterian Church in Plainview, MN. He has a BA in Political Science from Carleton College and a Master of Divinity from Union Seminary in NYC.

What Paul appreciates about his work at Chain of Lakes is leading a group of people who are so committed to being authentic, growing in personal faith, and making a significant impact in the community. Paul leads by example in LGBTQ+ and BIPOC equity.

Paul has been supporting HOPE 4 Youth since day one. He has led countless fundraisers on behalf of HOPE 4 Youth's mission and believes in our motto that Youth Homelessness is UNACCEPTABLE!


Check out his blog [here](#) to learn more of his perspectives.



Operations & Advancement Update

LaChelle Williams | JJ Slag

Operations Progress




- State of the HOPE 4 Youth
- New Team Members
- 2024 Operations Plan
- Risk Management
- Other

2023 ANNUAL IMPACT REPORT

HOPE 4 YOUTH | 2023 ANNUAL IMPACT REPORT



Providing Pathways to End Youth Homelessness



Youth homelessness is unacceptable.

HOPE 4 Youth is a nonprofit organization in Anoka County which helps young people ages 16 to 24 who are experiencing homelessness. Our name is an acronym for our focus areas: Housing, Outreach, Prevention, and Education/Employment.

HOPE 4 YOUTH | ANNUAL IMPACT REPORT

SUPPORT AND RESOURCES

HOPE 4 YOUTH CENTER




HOPE PLACE



HOPE 4 YOUTH VIDEO

- Spent Saturday, Mar. 9th filming for an updated HOPE 4 Youth Video
- With this content, we will receive:
 - 3-5 min video covering HOPE Place & HOPE 4 Youth Center
 - Two additional 1-2 minute videos. Each will focus on a youth story.
 - Two 30-45-second social media shorts focusing on HP and H4YC





FINANCIALS

Gross: \$196,000

Net: \$130,400

Current: \$66,850

OF SPONSORS

18 Total Sponsors

- 1 Presenting
- 1 Platinum Sponsor
- 2 Gold Sponsors
- 11 Silver Sponsors
- 1 Radio Sponsor
- 1 Valet Sponsor

OF SILENT AUCTION ITEMS

55 Auction Items Acquired

163 Asks Out

Goal: 70-100 items

2023: 96 Total Items



Financial Report

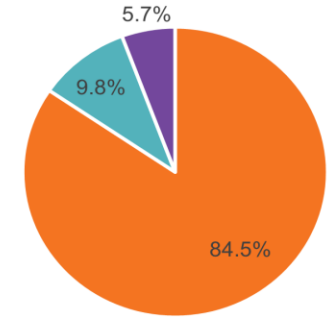
Brooke Limanen | Don Phillips



Finance Snapshot February 2024

Expenses By Category
February 2024

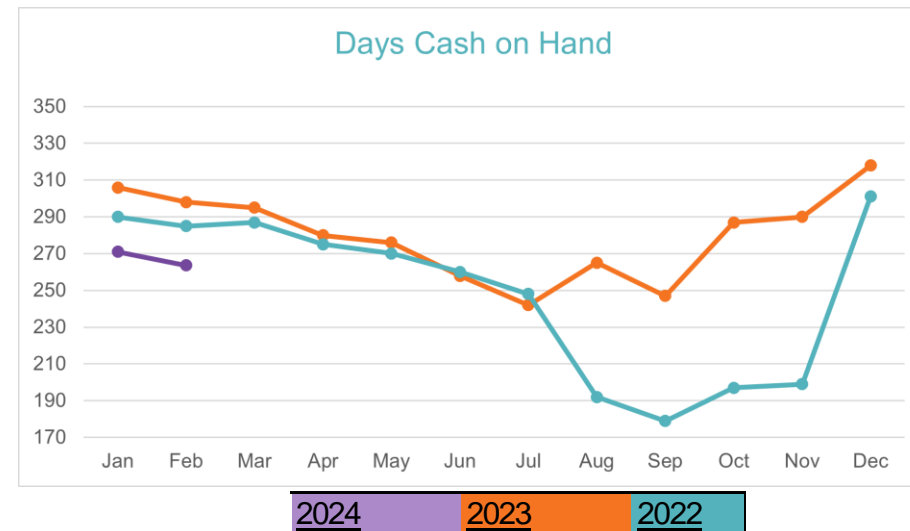
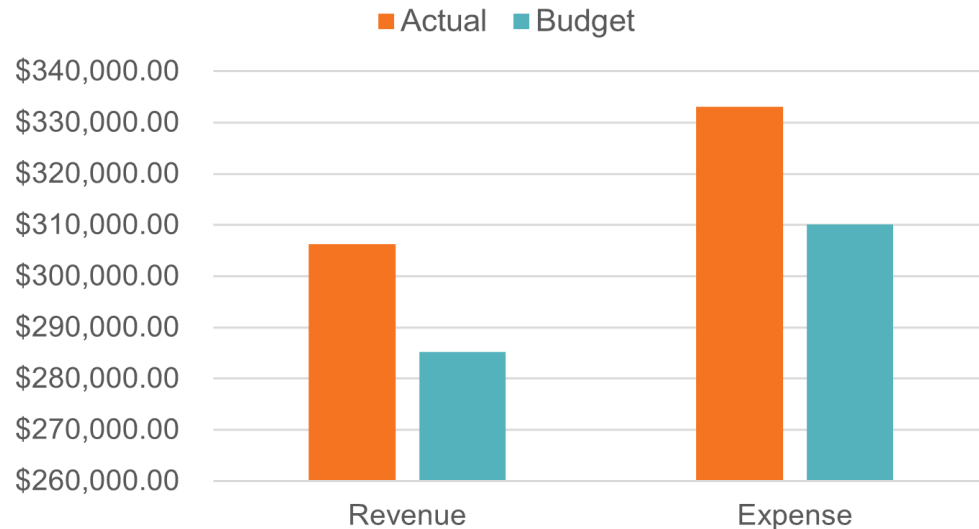
Program	84.5%	\$126,387
*Fundraising	9.8%	\$14,655
*Mgmt & Genl	5.7%	\$8,490



*** CORE MISSION SUPPORT**

The growth and effectiveness of our work depends on having a sound infrastructure which amplifies our program's effectiveness.

Revenue & Expense - Actual vs Budget YTD



In-Kind Valuation

- Researched current prices of donated goods in the beginning of the year.
- Found we needed to increase the value we were placing on goods.
- What this means:
 - We will see budget overages in Revenue and Expenses.



<u>2023</u>	<u>amt/lb</u>	<u>2024</u>	<u>amt/lb</u>
Food	\$2	Food	\$5
Clothing	\$4	Clothing	\$10
Hygiene	\$4	Hygiene	\$16
Miscellaneous	\$4	Miscellaneous	\$6
Water	\$2	Water	\$1
Diapers	\$2	Diapers	\$4

Audit Timeline

- 3/15 Abdo-deliver audit report draft
- 3/22 H4Y-review audit report draft
- 3/29 Abdo-deliver 990 draft
- 4/5 H4Y-review 990
- 4/12 Abdo-updates to drafts
- 5/13 Abdo-presentation of audit to Executive and Finance Committees
- **5/20 H4Y-Board Meeting Approval of Audit**






Program Recap for 2023

Mark McNamer & Mica Bingel | Anna VonRueden




HOPE 4 YOUTH
Providing Pathways to End Youth Homelessness

2023 YEAR-END



HOPE 4 YOUTH CENTER





PROGRAM SNAPSHOT YEAR-END 2023

HOPE 4 YOUTH CENTER

418 YOUTH RECEIVED

1,417 HOURS

**CASE MANAGEMENT
AT HOPE 4 YOUTH CENTER**

3,642 H4Y
Center
Visits

493 Youth

259 New
Intakes

PARENTING YOUTH

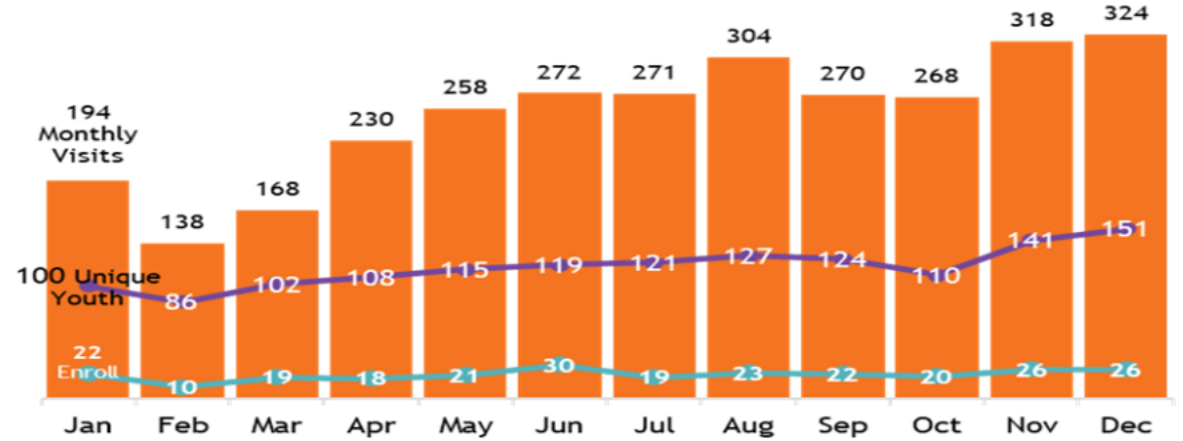
115 Youth with Children **452** Baby Products Provided

589 CHILDREN OF PARENTING
YOUTH VISITS

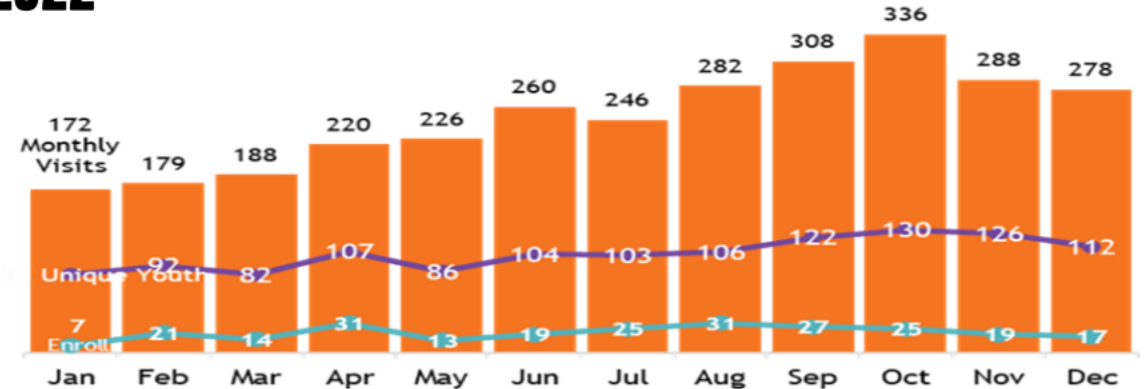
2022 VS. 2023 DIC DATA


	2022	2023	% CHANGE
H4Y Center Youth	415	493	19%
Youth w/ Children	92	115	25%
New Enrollments	248	259	5%
Youth Receiving Case Management	270	418	55%
H4Y Center Visits	2,983	3,642	22%
Housing Support	49	41	-16%

2023



2022





PROGRAM SNAPSHOT YEAR-END 2023

HOPE 4 YOUTH CENTER

COMMUNITY REFERRALS

Health	58
Employment	38
Education	32
Legal	24
Parenting	44
Basic Needs	230
Housing	148
Financial Assistance	58

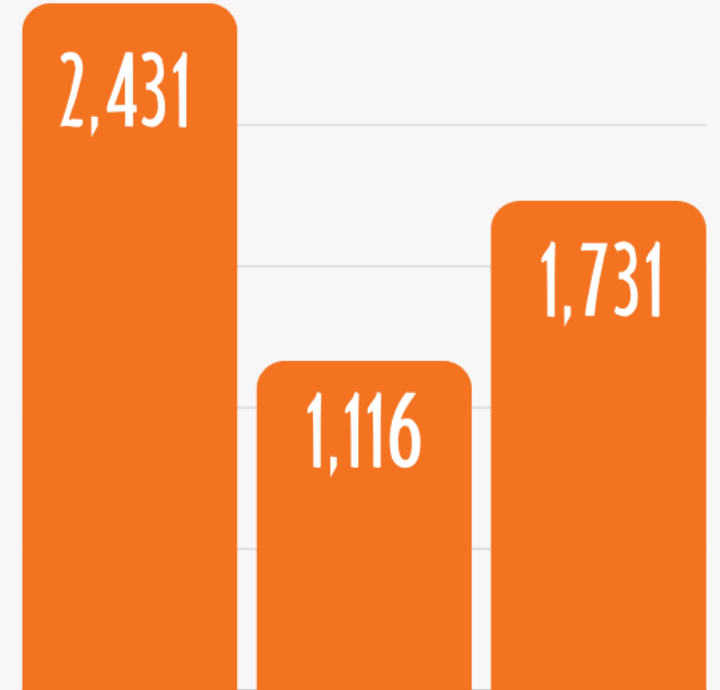
TOTAL 632

On-Site Support

136 Hot Showers
177 Loads of Laundry
1,950 Hygiene Items

74 youth were provided transportation assistance to get to classes, jobs, and appointments.

Supports Totaling: \$3,153

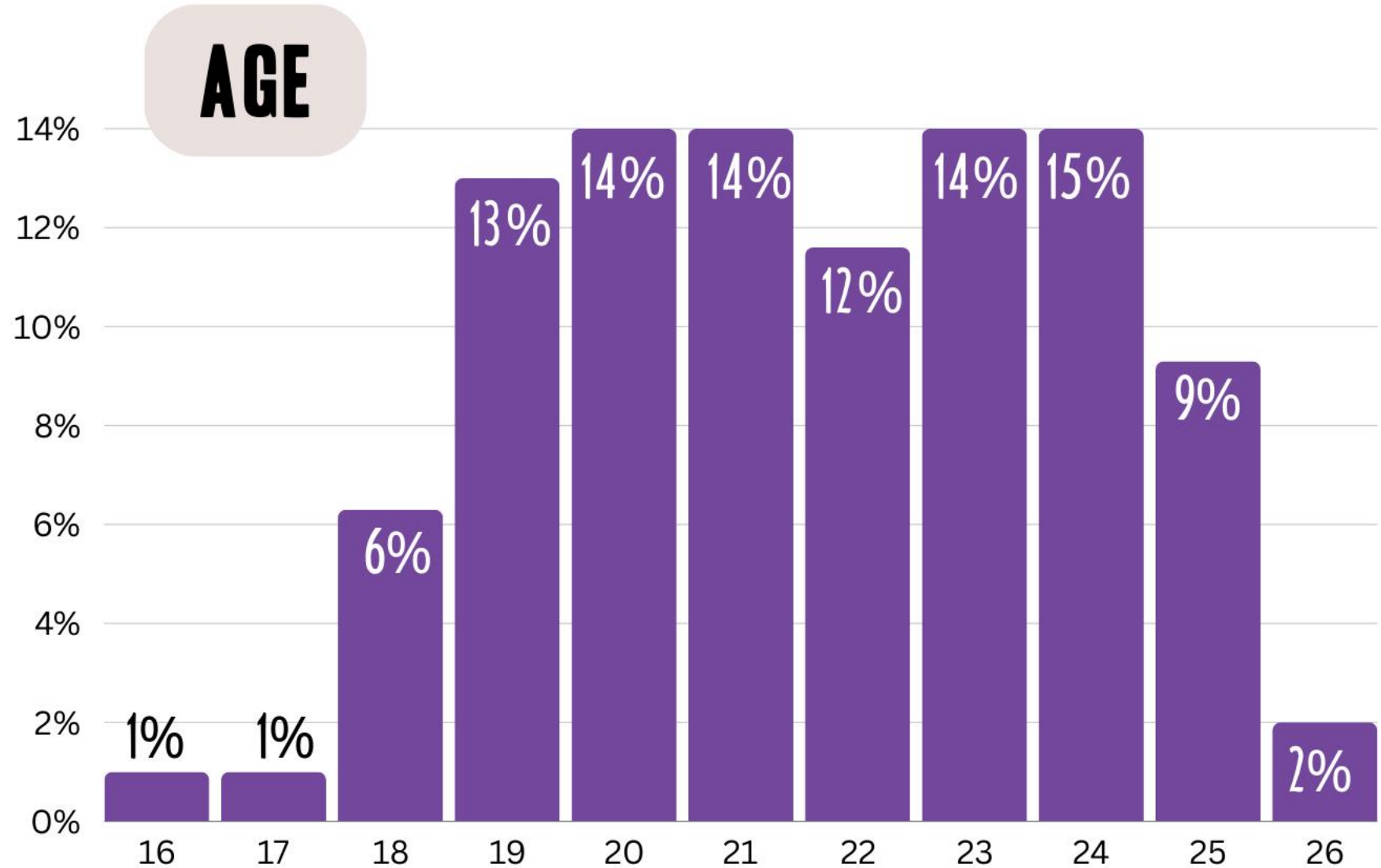


Food Pantry

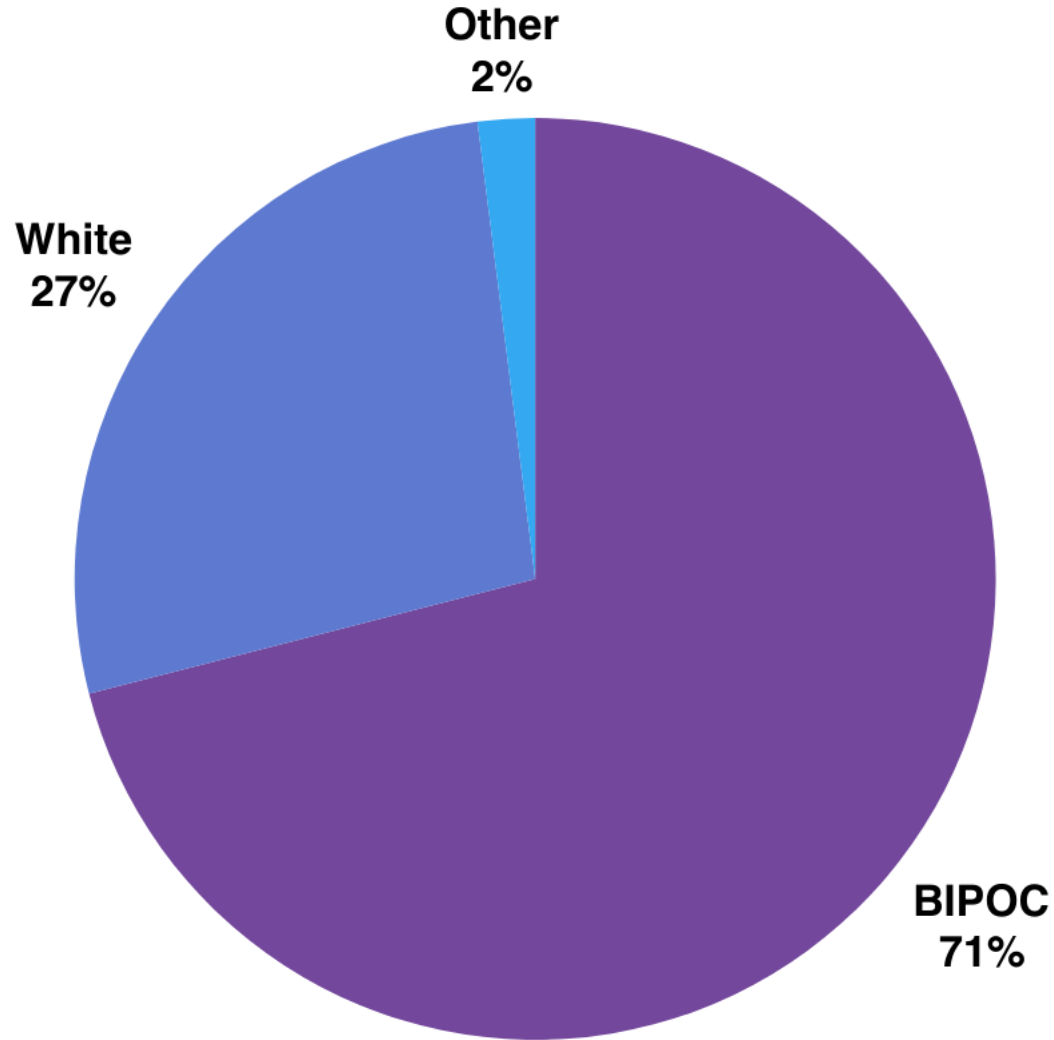
Clothing Closet

Meals Eaten

2023 H4YC DEMOGRAPHICS



2023 H4YC DEMOGRAPHICS

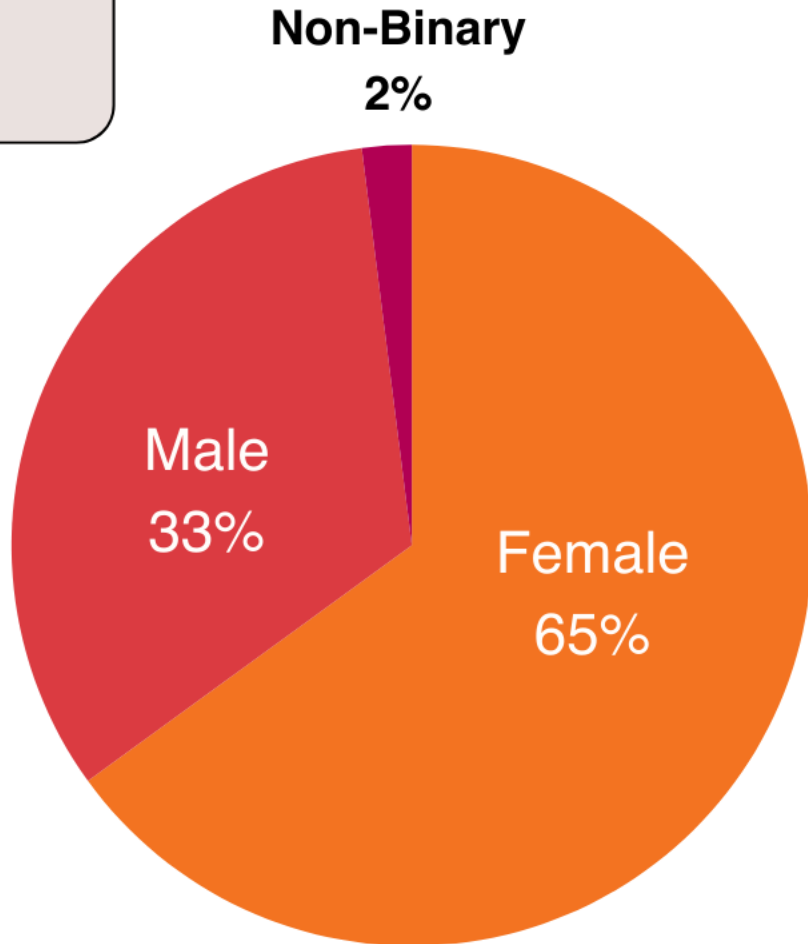


RACE		
<i>American Indian, Alaska Native, or Indigenous</i>	18	4%
<i>Asian or Asian American</i>	5	1%
<i>Black, African American, or African</i>	197	40%
<i>Hispanic/Chicano/Latino</i>	4	1%
<i>Multi-Racial</i>	120	24%
<i>Native Hawaiian or Pacific Islander</i>	3	1%
<i>White</i>	136	27%
<i>Other</i>	5	1%
<i>Data not collected</i>	5	1%

2023 H4YC DEMOGRAPHICS

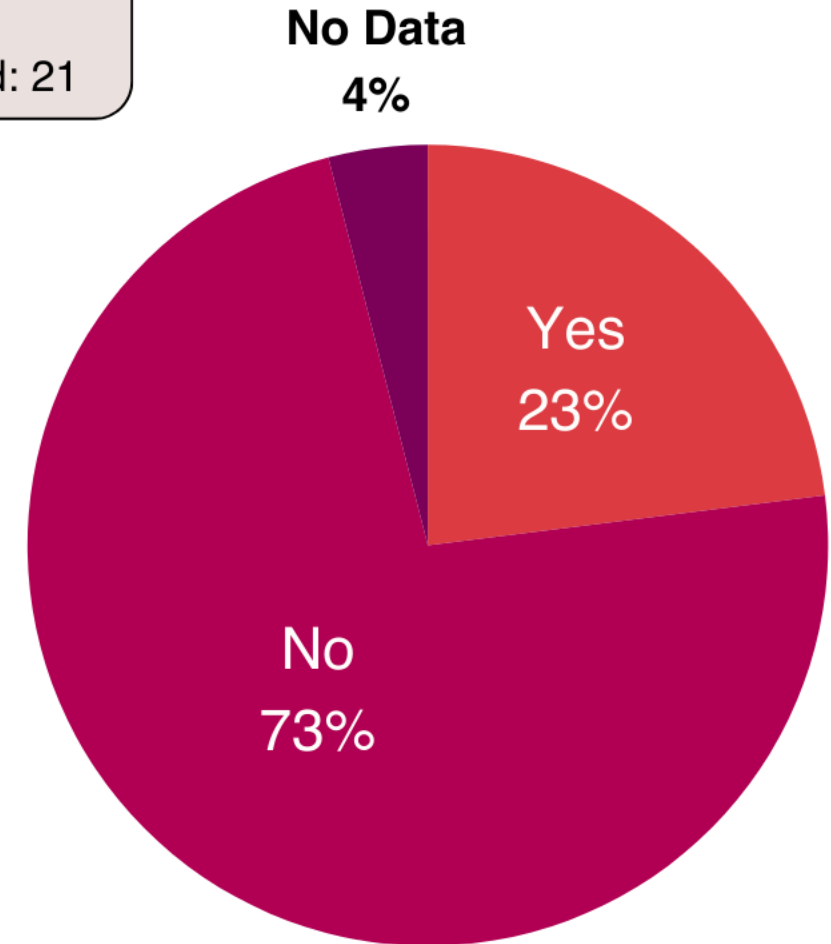
GENDER

Female: 317
Male: 163
Non-Binary: 11



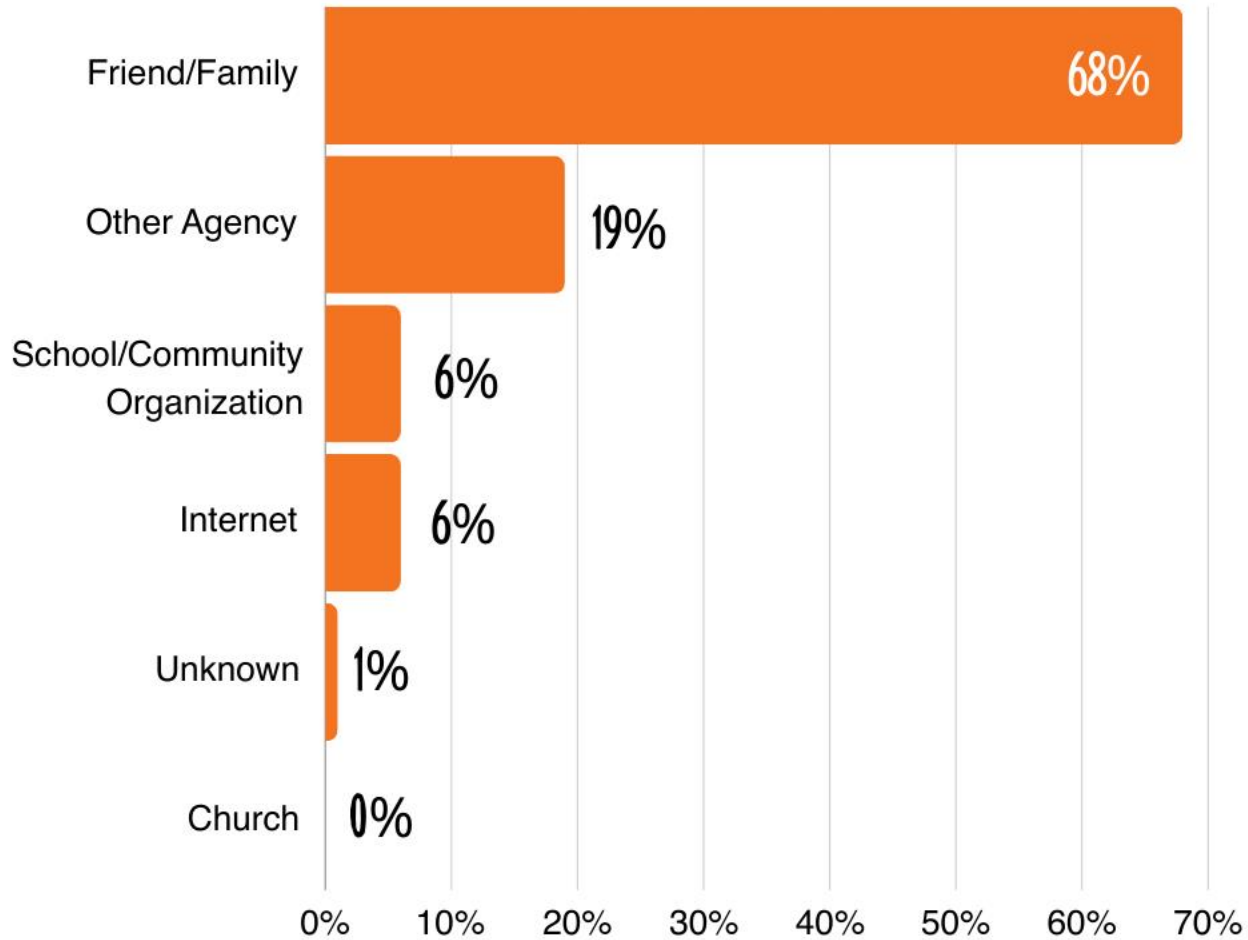
LGBTQ+

Yes: 114
No: 358
Data not collected: 21



2023 H4YC FINDINGS

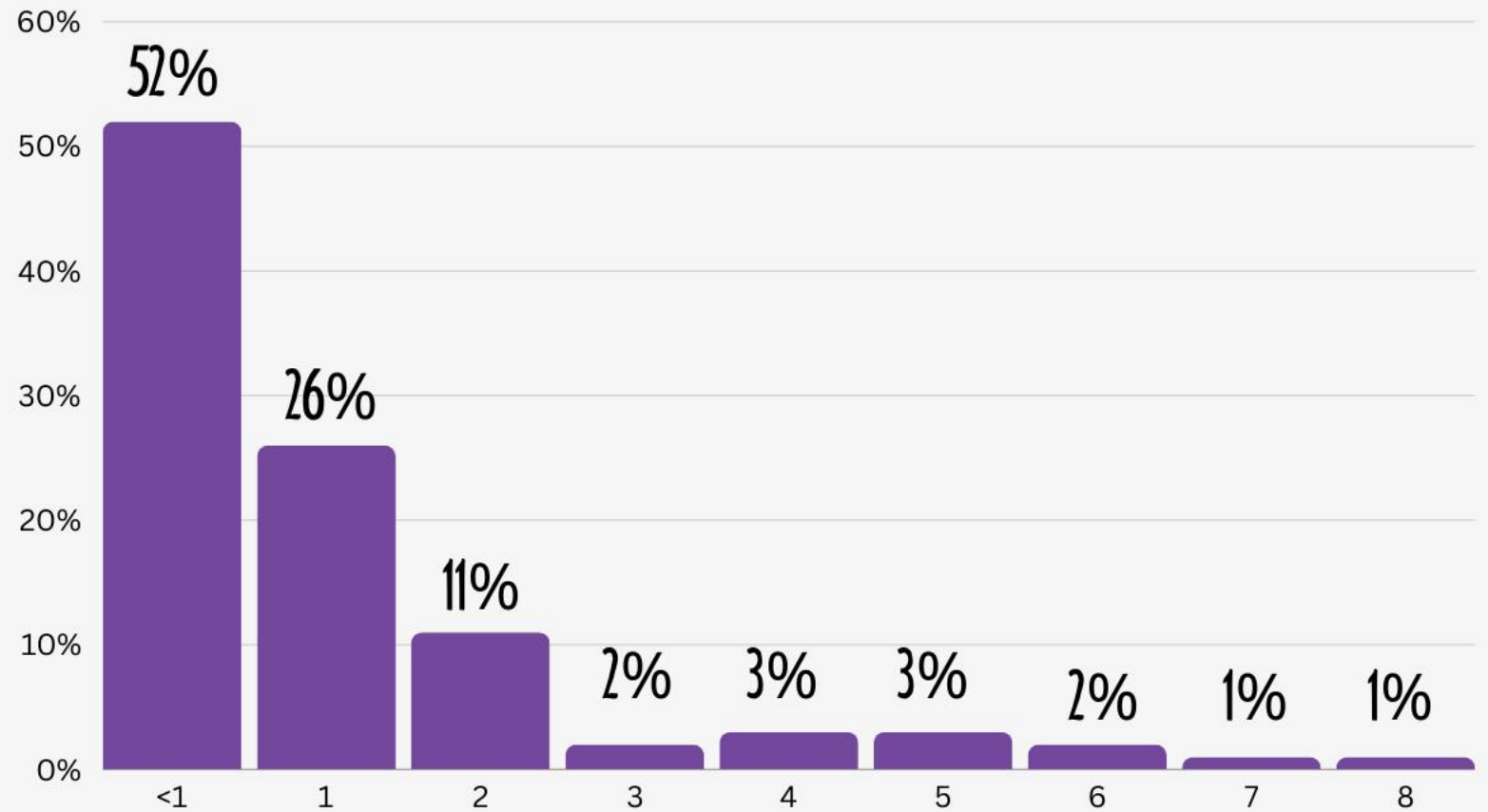
HOW DID YOU LEARN ABOUT H4Y?



2023 H4YC ENGAGEMENT

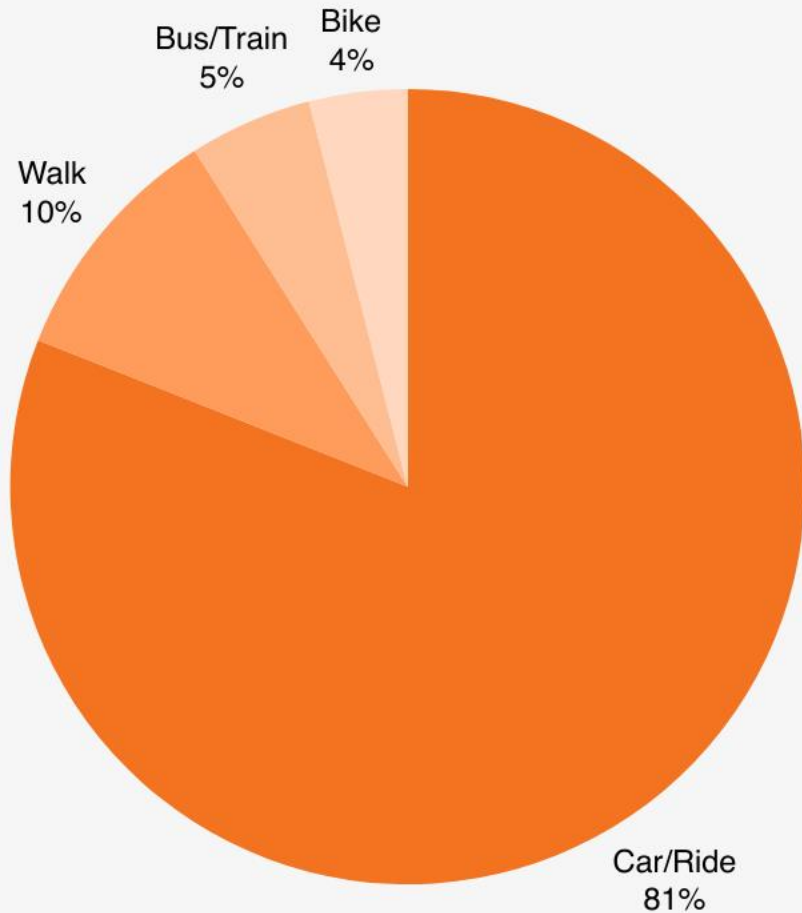


YEARS OF CONTACT W/ H4Y

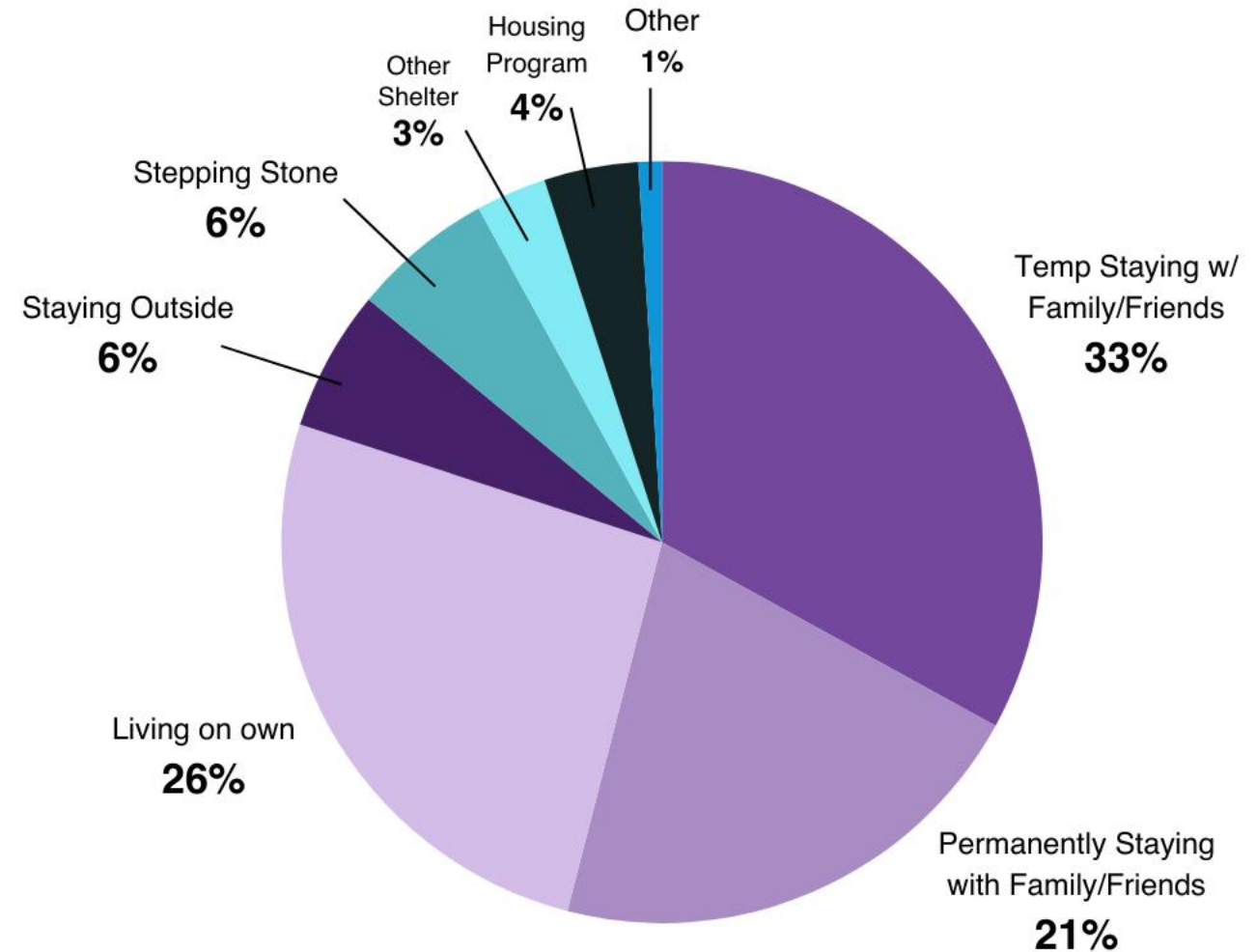



2023 H4YC DATA

HOW YOUTH TRAVELED TO H4YC:




WHERE YOUTH REPORTED THEY LAST SLEPT:





HOPE PLACE



PROGRAM SNAPSHOT YEAR-END 2023

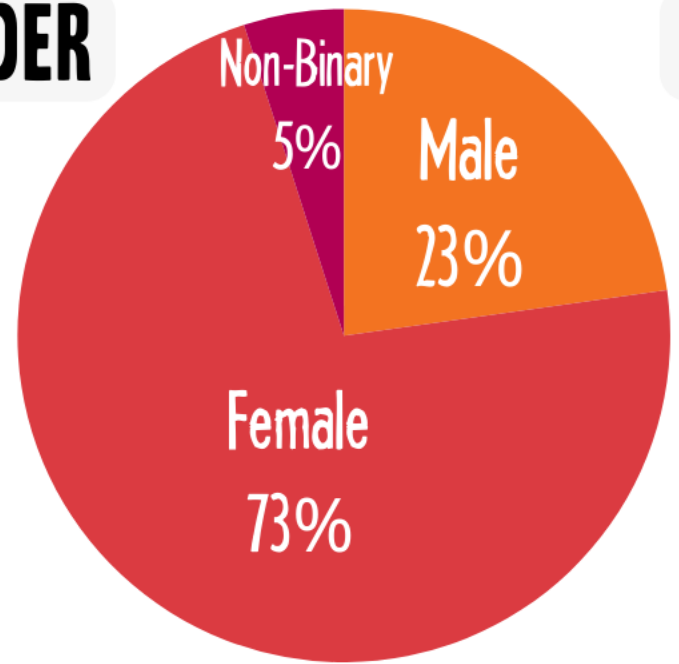
HOPE PLACE

22 YOUTH RECEIVED 289 HOURS OF ONE-ON-ONE SUPPORT AT HOPE PLACE

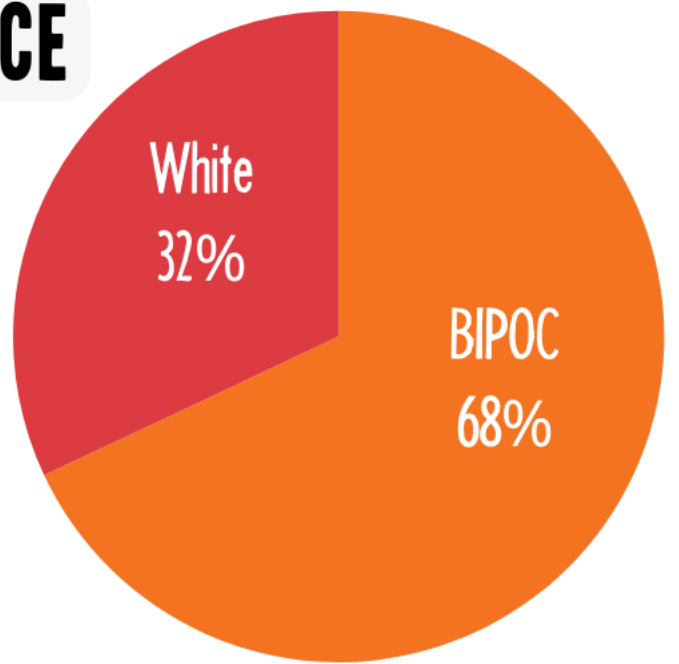
CAREER FORCE SESSIONS:
10 Residents engaged in 7 career readiness workshops and 106 one-on-one connections.

22 Youth Served **10** Youth Exited HOPE Place **5** Successfully Completed

GENDER





RACE



YOUTH ACCOMPLISHMENTS:

- 2 residents bought cars
- 1 graduated from High School
- 1 received her GED
- 2 paid outstanding debts to raise credit score and get into an apartment
- 6 consistently receiving mental health support





HOUSING SUPPORT

HOUSING SUPPORT - 41 YOUTH SERVED

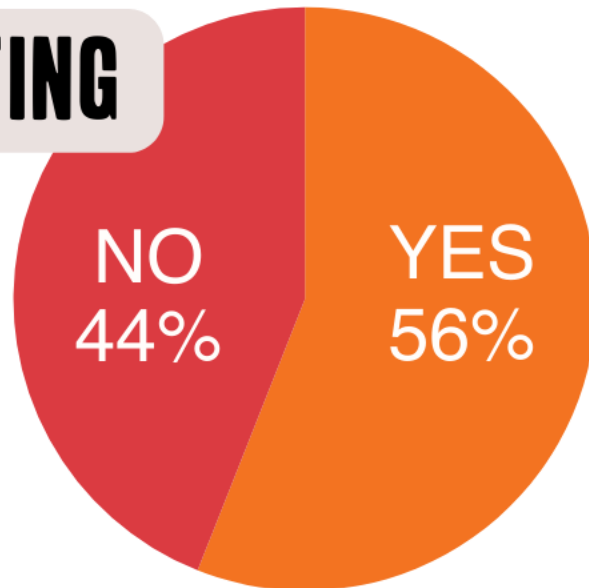
GENDER

83% Female
17% Male

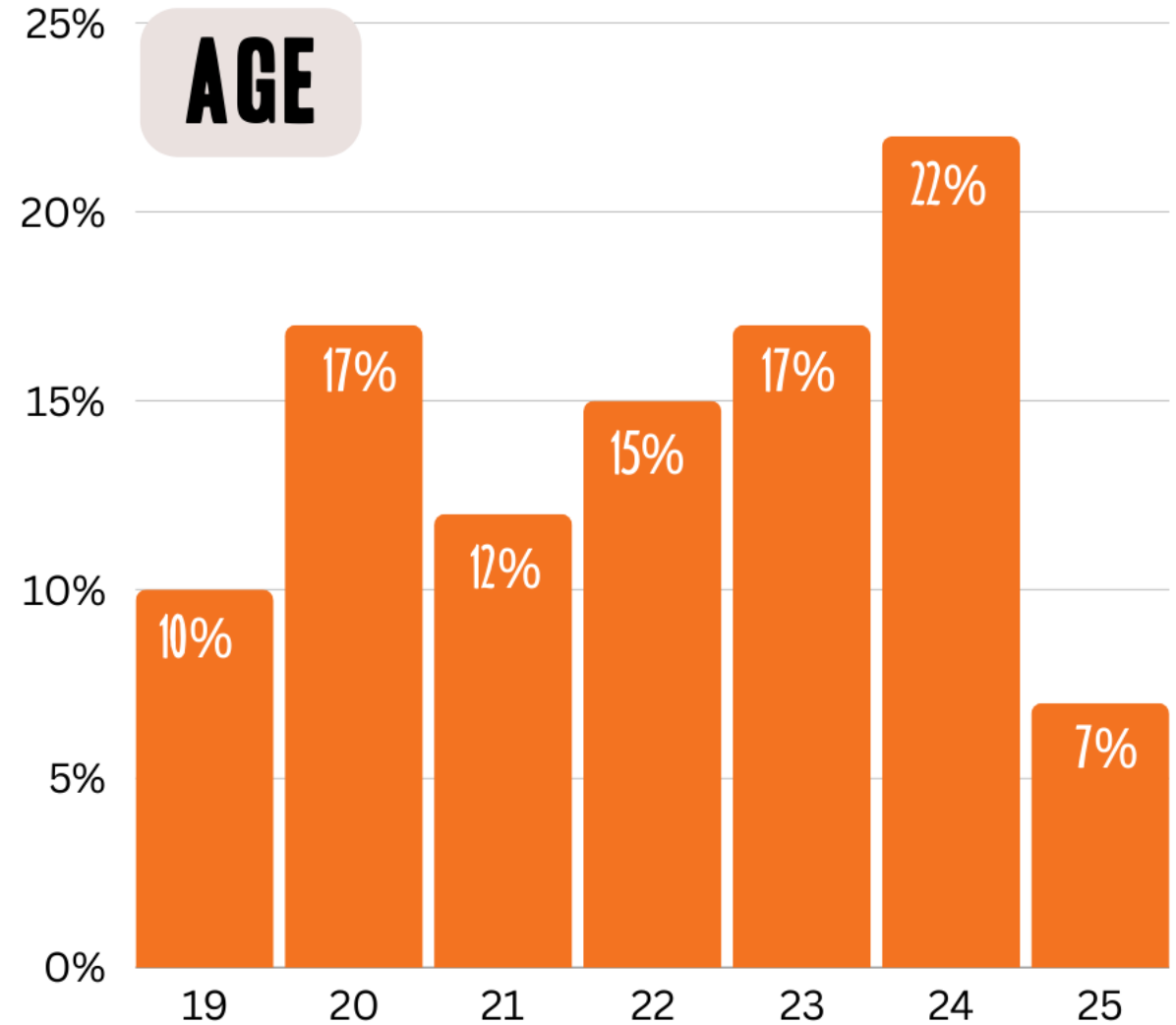
LGBTQ+

80% No
20% Yes

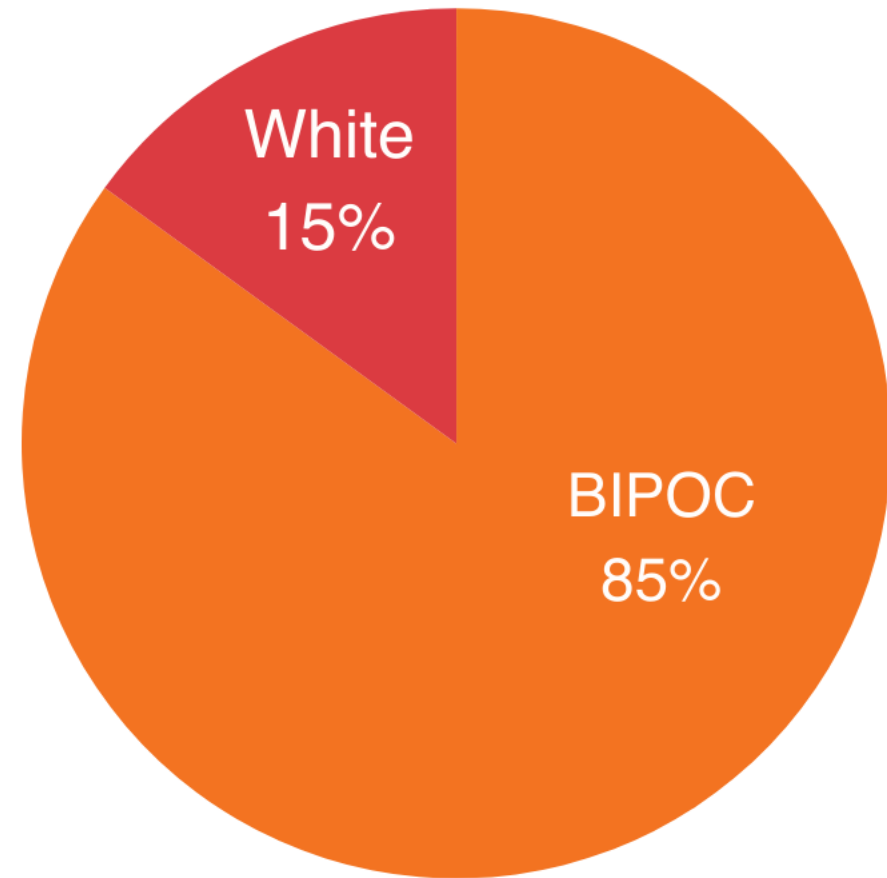
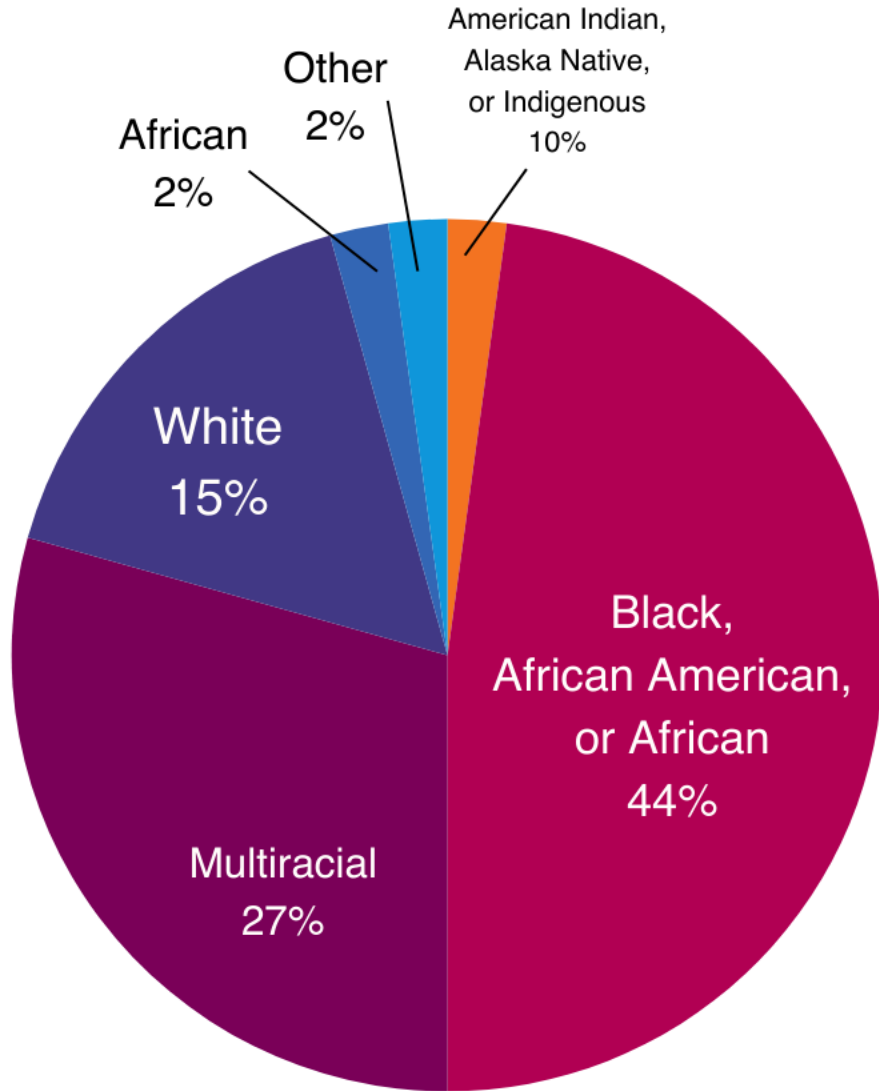
PARENTING



AGE



HOUSING SUPPORT - 41 YOUTH SERVED




YOUTH ASSISTED WITH HOUSING STABILITY

Housing Support Dollars	41
HOPE Place	22
Host Homes	4
Youth referred to transitional housing	88
Youth referred to emergency shelter	35

PROGRAM-WIDE CASE MANAGEMENT

Total Case Management Hours	1,417
HOPE 4 Youth Center	1,128
HOPE Place	289

Total Youth Served via CM	438
HOPE 4 Youth Center	418
HOPE Place	20



YOUTH SURVEY RESULTS

YOUTH OUTCOMES - YOUTH SURVEY RESULTS

156 RESPONSES - Youth who were involved with HOPE 4 Youth for 6 months or more.

2022

35% of youth surveyed made advancements in educational goals in the last 6 months.

75% made advancements in employment/career goals in the last 6 months.

78% have obtained or maintained stable housing in the last 6 months.

84% have developed healthier, better lasting relationships with family, friends, and other adults in the last 6 months.

2023

52% of youth surveyed made advancements in educational goals in the last 6 months.

70% made advancements in employment/career goals in the last 6 months.

82% have obtained or maintained stable housing in the last 6 months.

83% have developed healthier, better lasting relationships with family, friends, and other adults in the last 6 months.

YOUTH OUTCOMES - YOUTH SURVEY RESULTS

156 RESPONSES - Youth who were involved with HOPE 4 Youth for 6 months or more.

2022

78% feel that their resilience to cope with stress and unforeseen situations has improved in the last 6 months.

84% reported since engaging in H4Y, they have had no encounters with the justice system or less (frequent) encounters than prior to working with H4Y.

69% feel that their mental health has improved in the last 6 months.

2023

83% feel that their resilience to cope with stress and unforeseen situations has improved in the last 6 months.

80% reported since engaging in H4Y, they have had no encounters with the justice system or less (frequent) encounters than prior to working with H4Y.

77% feel that their mental health has improved in the last 6 months.

81% reported since engaging in H4Y, they have stopped using or reduced their drug and alcohol use.

YOUTH SURVEY DEMOGRAPHICS

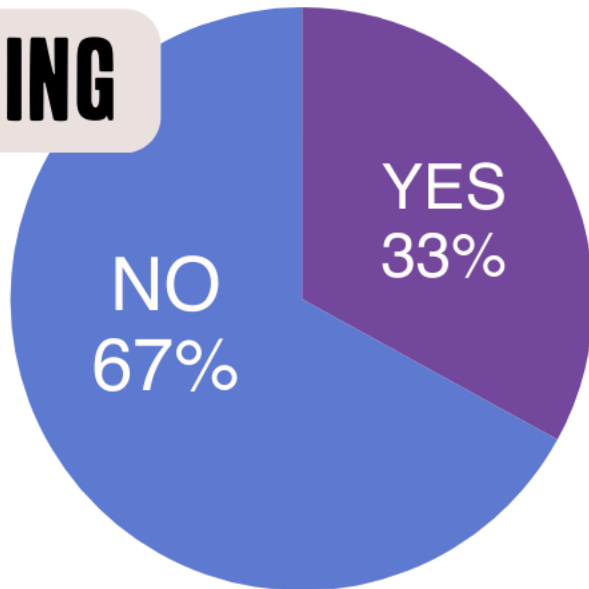
GENDER

72% Female
24% Male
4% Non-Binary

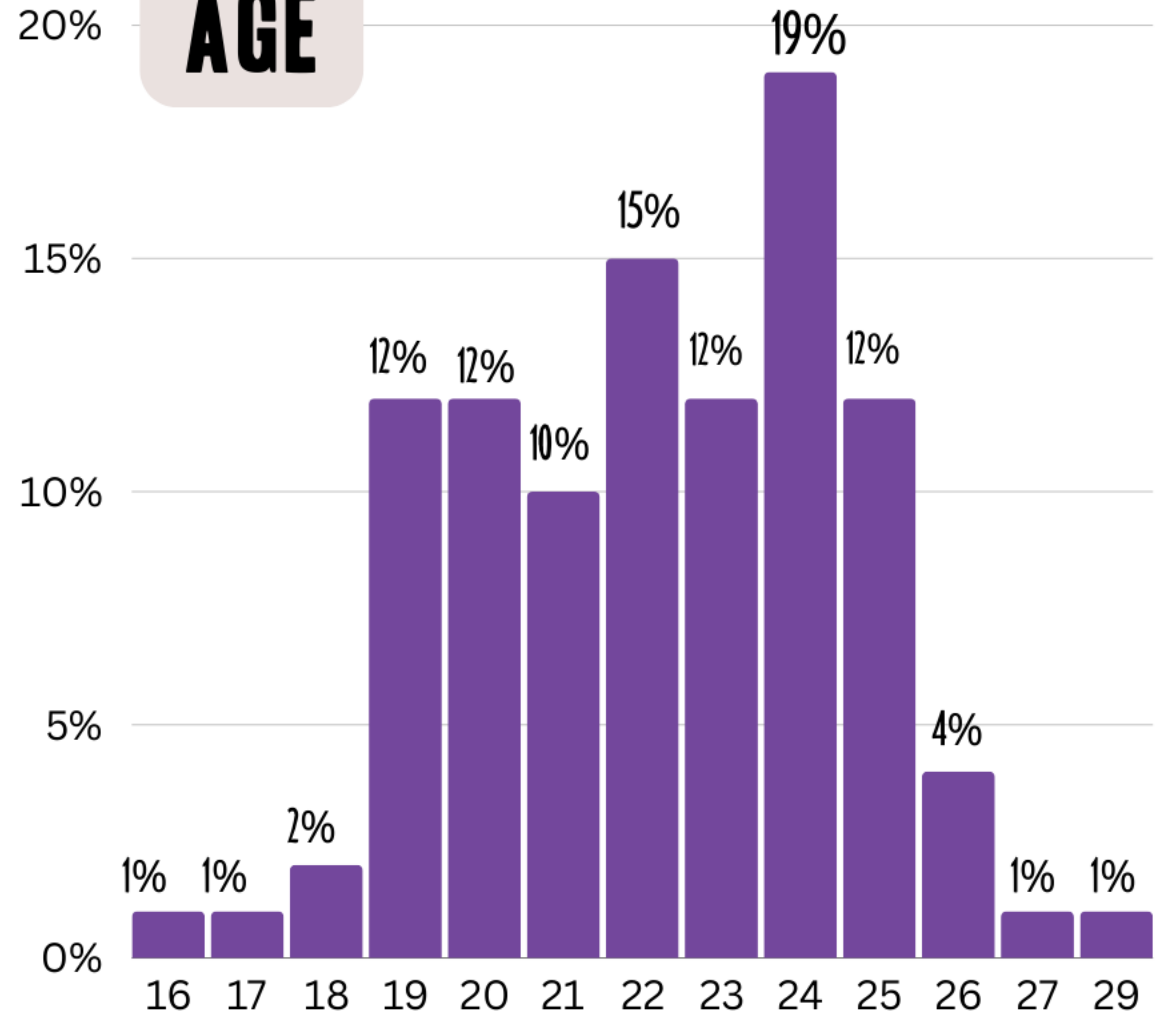
LGBTQ+

77% No
23% Yes

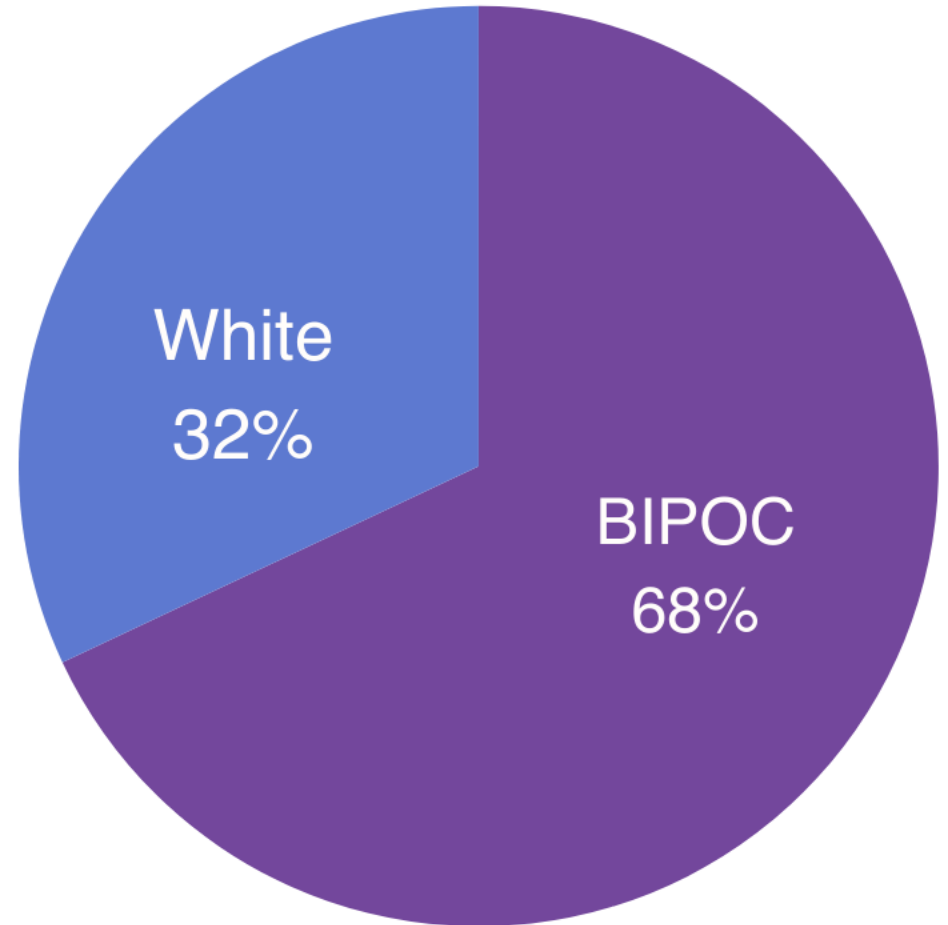
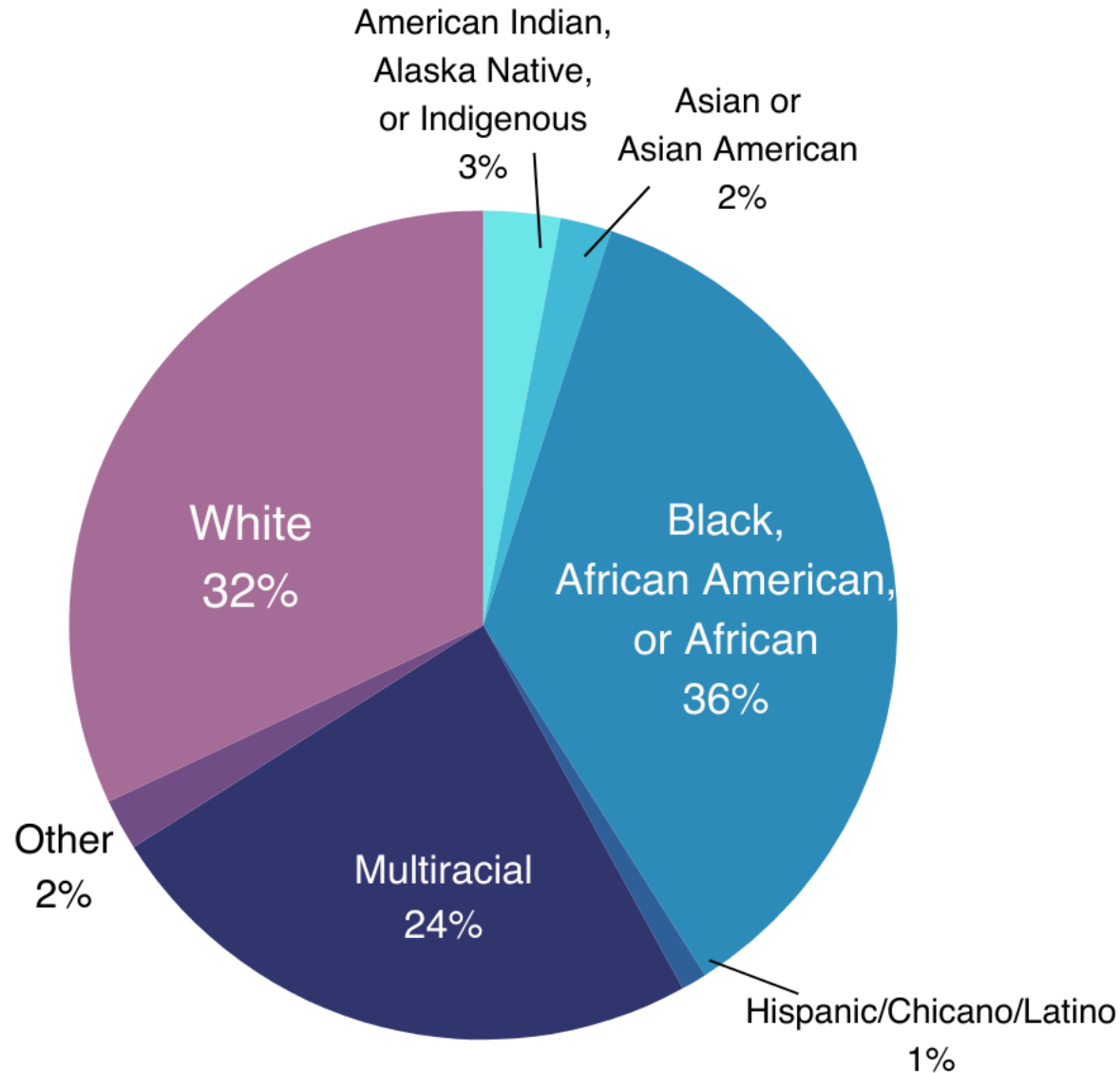
PARENTING



AGE



YOUTH SURVEY RESULTS - YOUTH DEMOGRAPHICS



YOUTH SURVEY RESULTS - YOUTH COMMENTS

QUESTION #1:

Is there anything else you would like to share about your experience at HOPE 4 Youth?

ANSWERS:

- “Best place to come get help with an abundance of resources and friendly vibes”
- “I am now 9 months sober.”
- “I just wanted to say the help and kindness you’ve given me is beyond what I’ve been given in a while, thank you!”
- “I love how welcoming HOPE 4 Youth has been. Judgment-free zone!”
- “Love that they are always understanding and reliable.”
- “I appreciate how you make sure to keep residents on track and hold them accountable. I like that you are here to help and the suggestions given are often used in his daily life.”



YOUTH SURVEY RESULTS - YOUTH COMMENTS



QUESTION #2:

Do you have any suggestions or ideas on how HOPE 4 Youth can improve services and resources for youth?

ANSWERS:

- “More case workers!!!”
- “More gas cards and refrigerator items to bring home.”
- “Having after care for youth who aged out.”
- “Just keep being you guys! You are doing amazing!”
- “A lot of residents at HP have mental health issues. It would be nice to have more mental health support.”
- “Bigger food pantry, cooler for meat and produce.”


YOUTH SURVEY RESULTS - YOUTH COMMENTS


QUESTION #3:

Is there anything H4Y can help you with now?

ANSWERS:

- Case Management
- Continuing services
- More gas cards
- Employment
- “Just laugh and smiles.”
- “Currently trying to find a new place but doing well in other parts of life.”





HOPE PLACE YOUTH SURVEY

YOUTH OUTCOMES - HOPE PLACE SURVEY RESULTS

29 RESPONSES - Youth who were involved with HOPE 4 Youth for 6 months or more.

62% of youth surveyed made advancements in educational goals in the last 6 months.

62% made advancements in employment/career goals in the last 6 months.

79% have obtained or maintained stable housing in the last 6 months.


76% have developed healthier, better lasting relationships with family, friends, and other adults in the last 6 months.

79% feel that their resilience to cope with stress and unforeseen situations has improved in the last 6 months.

88% reported since engaging in H4Y, they have had no encounters with the justice system or less (frequent) encounters than prior to working with H4Y.

72% feel that their mental health has improved in the last 6 months.

82% reported since engaging in H4Y, they have stopped using or reduced their drug and alcohol use.



HOUSING SUPPORT SURVEY

HOUSING SUPPORT - YOUTH SURVEY RESULTS

20 RESPONSES - Youth who received HS through HOPE 4 Youth 6 mo. ago or more

2022

39% of youth surveyed made advancements in educational goals in the last 6 months.

84% made advancements in employment/career goals in the last 6 months.

95% have obtained or maintained stable housing in the last 6 months.

89% have developed healthier, better lasting relationships with family, friends, and other adults in the last 6 months.

2023

60% of youth surveyed made advancements in educational goals in the last 6 months.

90% made advancements in employment/career goals in the last 6 months.

90% have obtained or maintained stable housing in the last 6 months.

95% have developed healthier, better lasting relationships with family, friends, and other adults in the last 6 months.

HOUSING SUPPORT - YOUTH SURVEY RESULTS

20 RESPONSES - Youth who received HS through HOPE 4 Youth 6 mo. ago or more

2022

84% feel that their mental health has improved in the last 6 months.

95% feel that their resilience to cope with stress and unforeseen situations has improved in the last 6 months.

89% reported since engaging in H4Y, they have had no encounters with the justice system or less (frequent) encounters than prior to working with H4Y.


2023

95% feel that their mental health has improved in the last 6 months.

95% feel that their resilience to cope with stress and unforeseen situations has improved in the last 6 months.

80% reported since engaging in H4Y, they have had no encounters with the justice system or less (frequent) encounters than prior to working with H4Y.

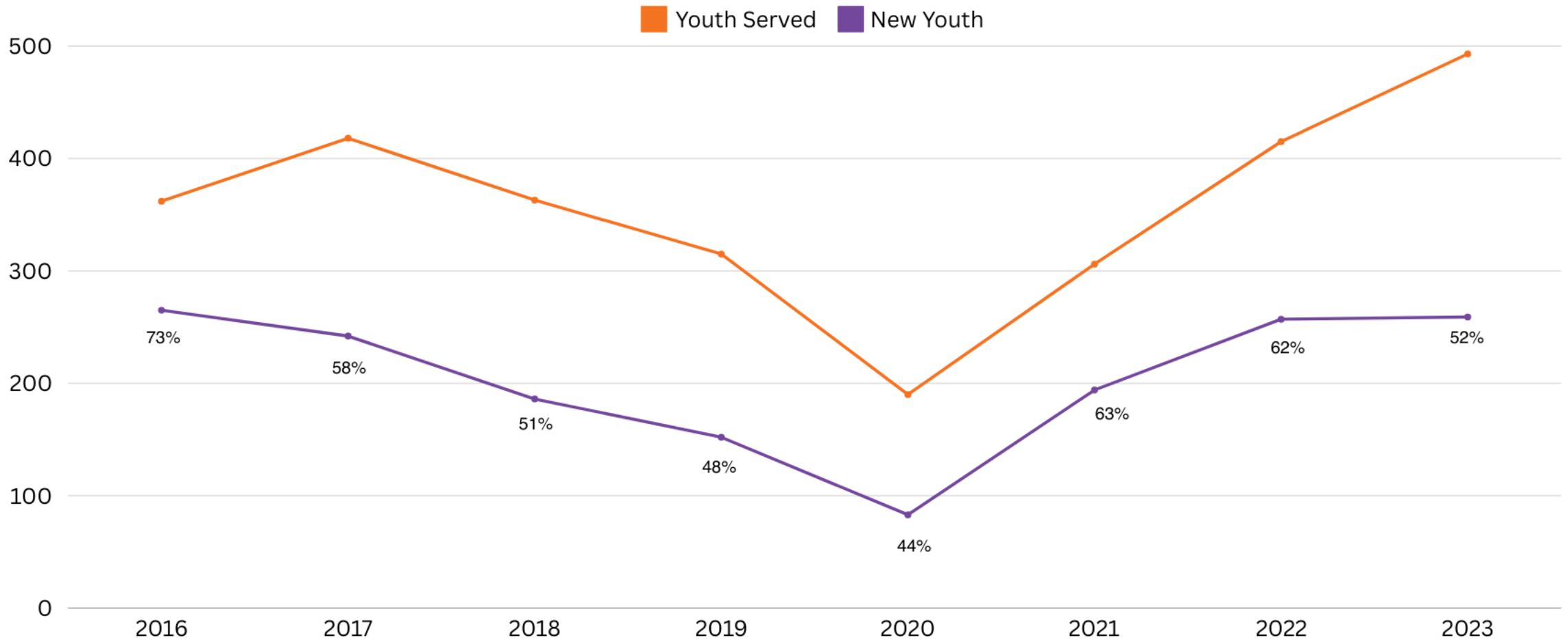
94% reported since engaging in H4Y, they have stopped using or reduced their drug and alcohol use.



YEAR OVER YEAR

YEAR OVER YEAR COMPARISONS

OF YOUTH SERVED VS. # OF NEW YOUTH

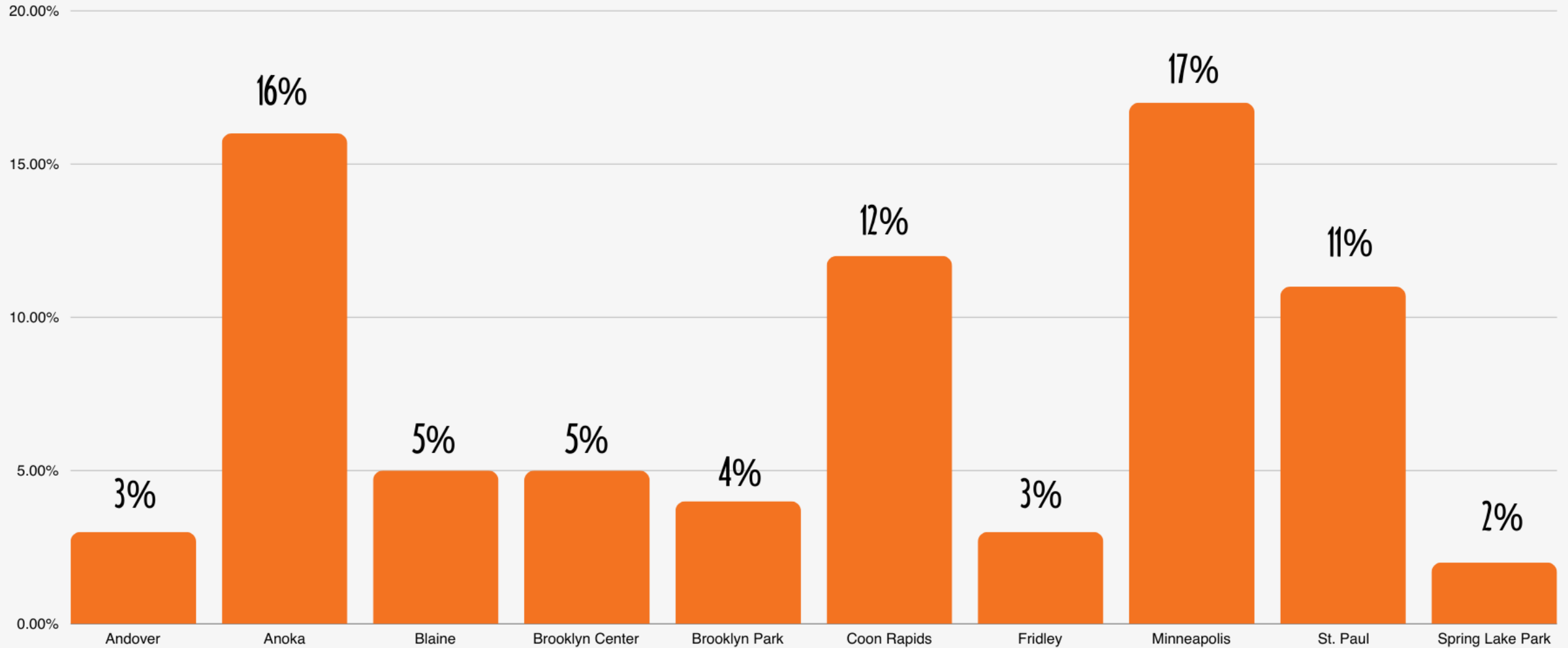


YEAR OVER YEAR COMPARISONS

DEMOGRAPHICS	2019	2020	2021	2022	2023
<i>American Indian, Alaska Native, or Indigenous</i>	4%	3%	4%	3%	4%
<i>Asian or Asian American</i>	1%	0%	1%	1%	1%
<i>Black, African American, or African</i>	22%	23%	31%	39%	40%
<i>Hispanic/Chicano/Latino</i>	2%	4%	3%	2%	1%
<i>Multi-Racial</i>	12%	14%	12%	19%	24%
<i>Native Hawaiian or Pacific Islander</i>	0%	0%	1%	1%	1%
<i>White</i>	55%	50%	42%	31%	27%
<i>Other</i>	1%	1%	2%	1%	1%
BIPOC	45%	50%	58%	69%	72%
White	55%	50%	42%	31%	27%
Identify as LGBTQ+	12%	8%	19%	22%	23%

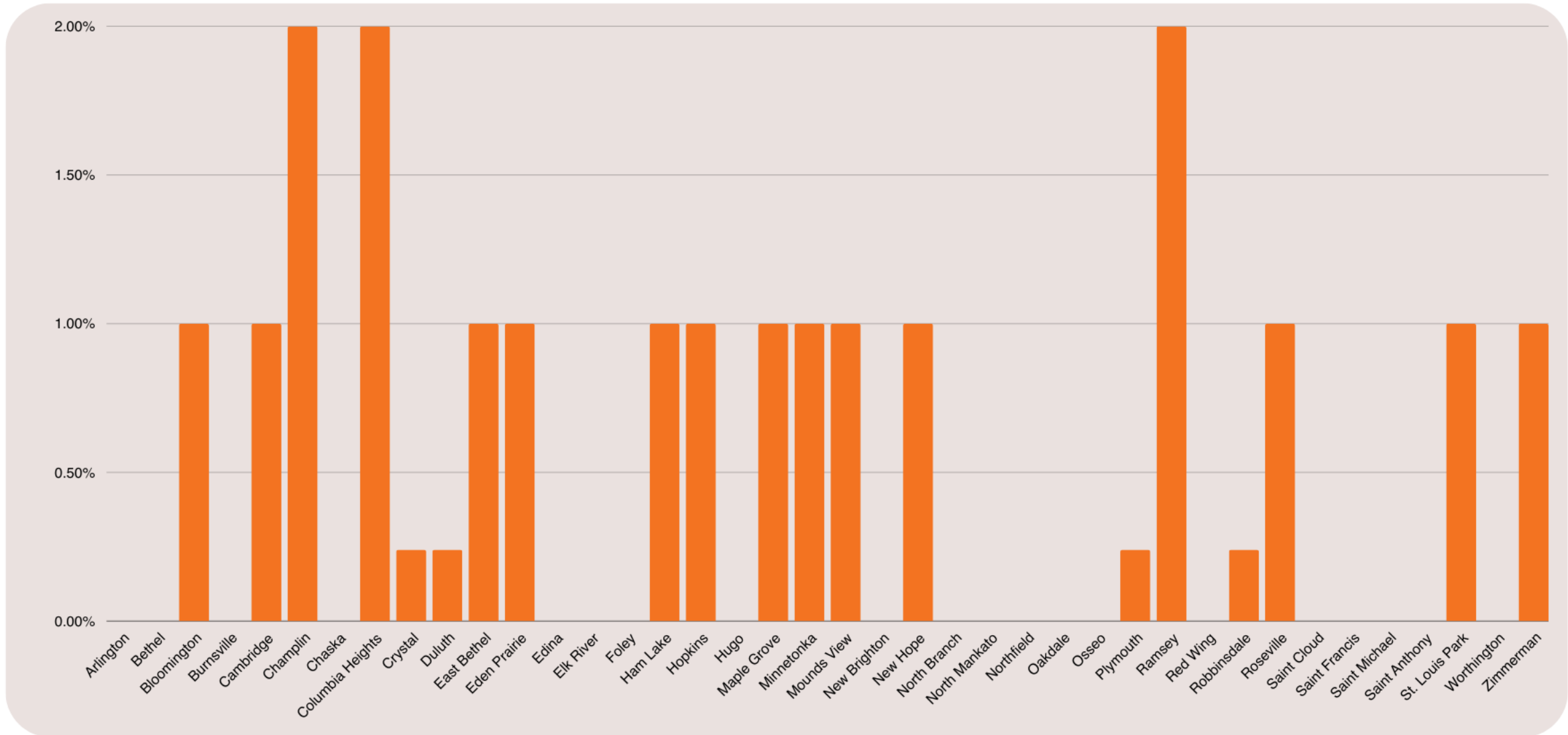


TOP 10 CITIES SERVED



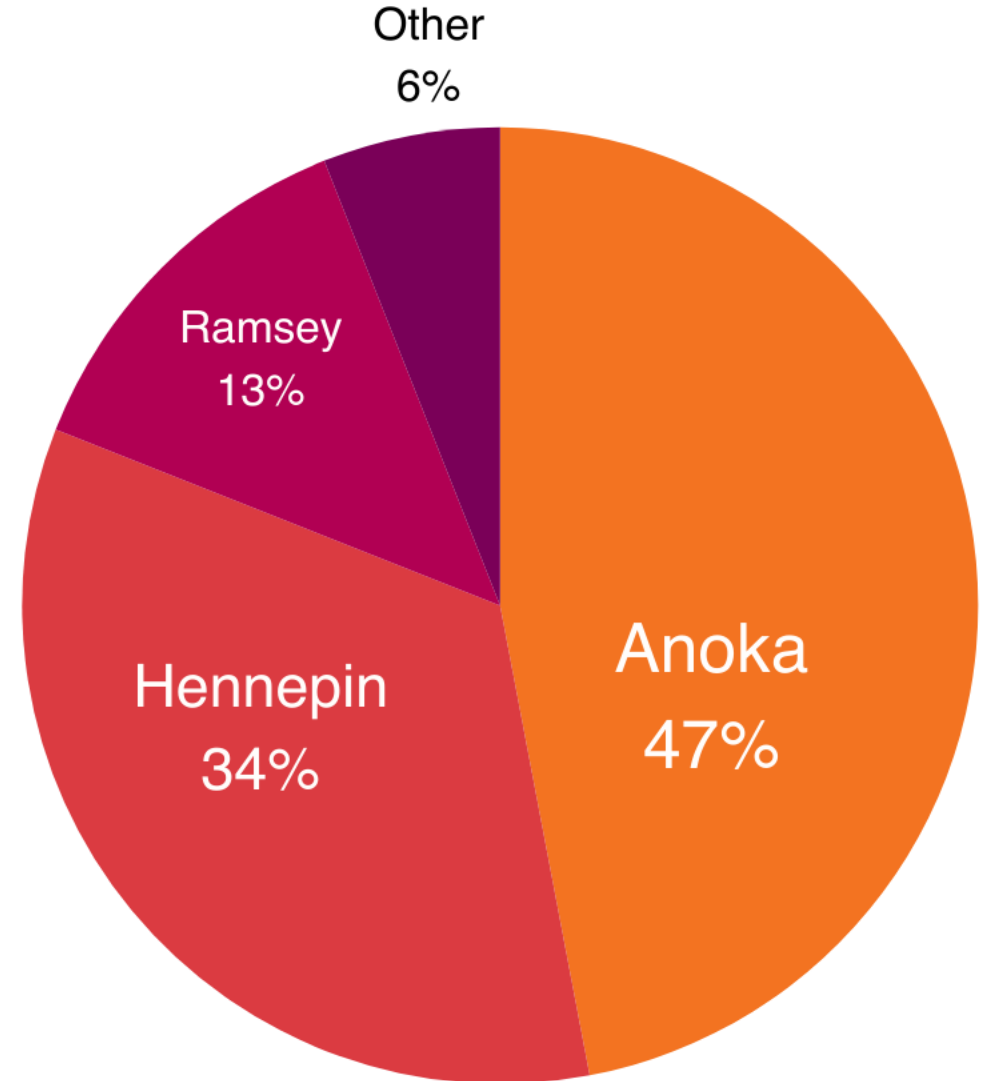
OTHER CITIES SERVED


At least 1 youth in each city listed, no more than 3.



COUNTY SERVED

# OF YOUTH IN EACH COUNTY	
Anoka	167
Hennepin	122
Ramsey	45
Other	20





QUESTIONS?





Open Business

All

Thank You!

