



Providing Pathways to End Youth Homelessness

Program Snapshot August 2024

HOPE 4 Youth Center Youth Statistics

411

H4Y Center Visits
Children Visits = 78
Total Visits = 489
YTD Youth Visits = 2639

170

Unique Youth
Under 18 = 7
YTD Youth = 447

36

New Enrollments YTD = 224

H4Y Center Community Referrals

Basic Needs	11
Education	7
Emergency Shelter	1
Employment	2
Financial Assistance	21
Health (physical, mental, etc.) Support	3
Housing	5
Legal Support	0
Parenting Support	0
Domestic Violence	0

Total Community Referrals 50

Case Management Services – All Programs

131 Youth Received 228 Hours of Case Management Services

H4Y Center: 119 (70%) - youth received CM
H4Y Center: 165 (97%) - youth received basic needs supports

H4Y Center On-Site Resources


Transportation Supports =	33
Amount of Transportation Supports =	\$630
Food Shelf Visits =	338
Clothing Closet Visits =	125
Hygiene Closet Visits =	311
Meals Eaten =	188
On-Site Professional Services =	11

HOPE Place Youth Statistics - 12 youth served

2 open units, 2 move-out, 0 move in
7 residents continue to work on a career path (childcare, retail management, retail, industrial manufacturing, mental health specialist)
9 residents are working (4 FT, 5 PT)
2 enrolled in post-secondary education
1 enrolled in GED Program
1 enrolled in Adult Diploma Program
5 are receiving health support (physical, mental)
10/10 passed monthly room checks

H4Y Center Parenting Youth

Number of Children Visits = 78
Youth w/Children present = 40 (24%)
Baby Products Provided = 30
Community Referrals Parenting Support = 0



MISSION OUTCOME – August 2024

Participants Assisted w/Housing Stability = 17

Prevention (assisted in maintaining current housing) = 5

Rapid Rehousing (assisted in finding permanent housing) = 3

H4Y Housing Stability Assistance (rent and deposits) = 1

HOPE Place New Resident = 0

HOPE Place Successful Completion = 1

Host Homes (assisted youth in alternative housing option) = 1

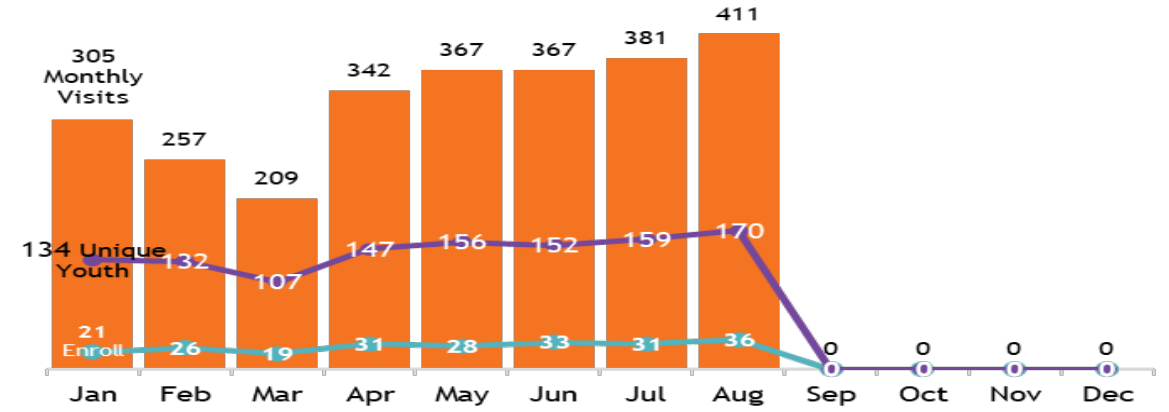
Referrals for Transitional or Permanent Housing = 5

Community Referrals for Emergency Shelter = 1

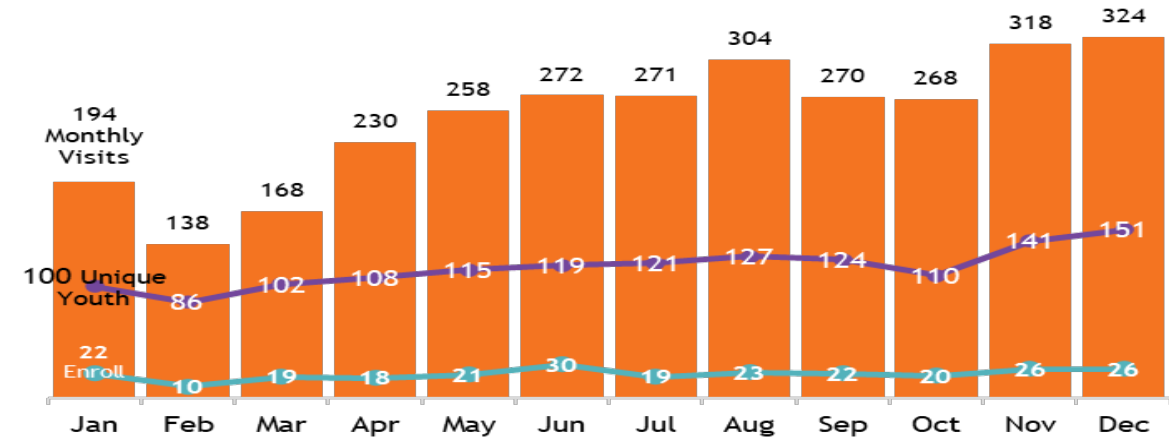
Dollars toward rent supports = **\$16,400**

Year Over Year H4Y Center Data

2024



2023



2022

