



Providing Pathways to End Youth Homelessness

Program Snapshot July 2024

HOPE 4 Youth Center Youth Statistics

381

H4Y Center Visits
Children Visits = 78
Total Visits = 459
YTD Youth Visits = 2228

159

Unique Youth
Under 18 = 4
YTD Youth = 399

31

New Enrollments
YTD = 187

H4Y Center Community Referrals

Basic Needs	12
Education	2
Emergency Shelter	2
Employment	2
Financial Assistance	1
Health (physical, mental, etc.) Support	0
Housing	5
Legal Support	0
Parenting Support	2
Domestic Violence	0

Total Community Referrals 26

Case Management Services – All Programs

119 Youth Received 220 Hours of Case Management Services

H4Y Center: 107 (67%) - youth received CM
H4Y Center: 147 (93%) - youth received basic needs supports

H4Y Center On-Site Resources


Transportation Supports =	38
Amount of Transportation Supports =	\$752
Food Shelf Visits =	307
Clothing Closet Visits =	127
Hygiene Closet Visits =	288
Meals Eaten =	185
On-Site Professional Services =	19

HOPE Place Youth Statistics - 12 youth served

1 open units, 0 move-out, 1 move in
7 residents continue to work on a career path (childcare, retail management, retail, industrial manufacturing, mental health specialist)
9 residents are working (6 FT, 3 PT)
2 enrolled in FT HS for Fall 2024
2 enrolled in GED Program
1 enrolled in Adult Diploma Program
5 are receiving health support (physical, mental)
12/12 passed monthly room checks
5 Career Force Connections

H4Y Center Parenting Youth

Number of Children Visits = 78
Youth w/Children present = 38 (24%)
Baby Products Provided = 33
Community Referrals Parenting Support = 2



MISSION OUTCOME – July 2024

Participants Assisted w/Housing Stability = 17

Prevention (assisted in maintaining current housing) = 1

Rapid Rehousing (assisted in finding permanent housing) = 3

H4Y Housing Stability Assistance (rent and deposits) = 3

HOPE Place New Resident = 1

HOPE Place Successful Completion = 0

Host Homes (assisted youth in alternative housing option) = 2

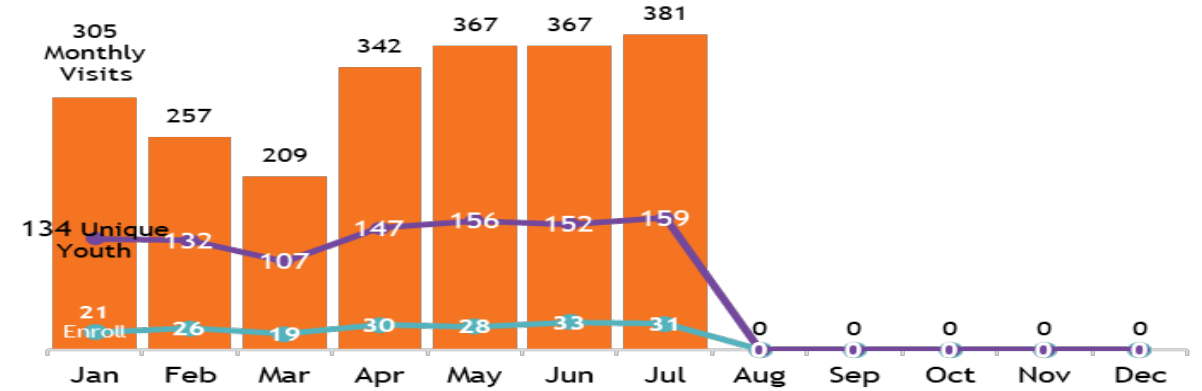
Referrals for Transitional or Permanent Housing = 5

Community Referrals for Emergency Shelter = 2

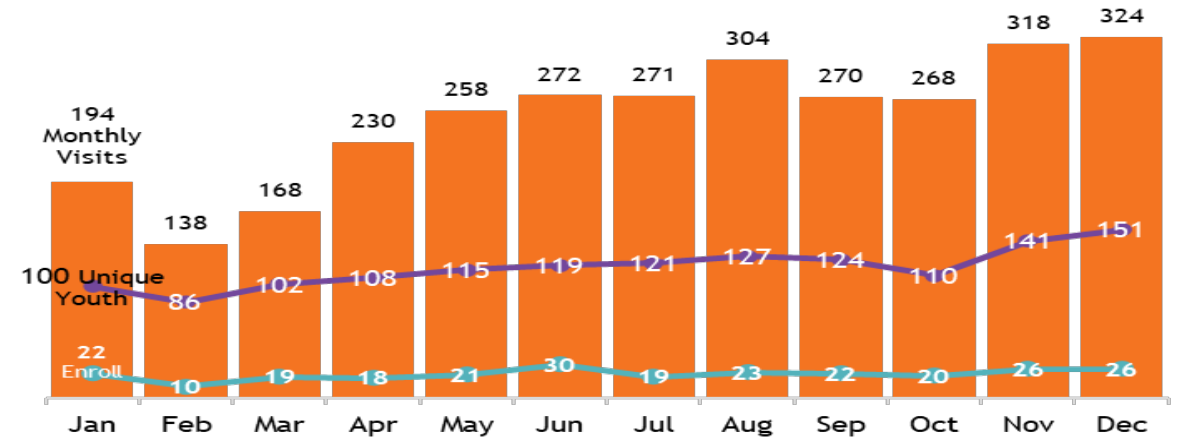
Dollars toward rent supports = **\$8779**

Year Over Year H4Y Center Data

2024



2023



2022

