



Providing Pathways to End Youth Homelessness

# Program Snapshot September 2024

## HOPE 4 Youth Center Youth Statistics

**350**

H4Y Center Visits  
Children Visits = 50  
Total Visits = 400  
YTD Youth Visits = 2989

**170**

Unique Youth  
Under 18 = 4  
YTD Youth = 493

**39**

New Enrollments  
YTD = 264

### H4Y Center Community Referrals

Basic Needs	3
Education	3
Emergency Shelter	5
Employment	1
Financial Assistance	14
Health (physical, mental, etc.) Support	7
Housing	13
Legal Support	2
Parenting Support	0
Domestic Violence	0

**Total Community Referrals 48**

### Case Management Services – All Programs

**142 Youth Received 200 Hours of Case Management Services**

H4Y Center: 133 (78%) - youth received CM  
H4Y Center: 159 (94%) - youth received basic needs supports

### H4Y Center On-Site Resources


Transportation Supports =	25
Amount of Transportation Supports =	<b>\$440</b>
Food Shelf Visits =	278
Clothing Closet Visits =	129
Hygiene Closet Visits =	232
Meals Eaten =	192
On-Site Professional Services =	17

### HOPE Place Youth Statistics - 11 youth served

1 open units, 2 move-out, 2 move in  
7 residents continue to work on a career path (childcare, retail management, retail, industrial manufacturing, mental health specialist)  
9 residents are working (5 FT, 4 PT)  
3 enrolled in post-secondary education  
1 enrolled in full-time High School  
1 enrolled in GED Program  
1 enrolled in Adult Diploma Program  
6 are receiving health support (physical, mental)  
10/10 passed monthly room checks

### H4Y Center Parenting Youth

Number of Children Visits = 50  
Youth w/Children present = 27 (16%)  
Baby Products Provided = 18  
Community Referrals Parenting Support = 0



## MISSION OUTCOME – September 2024

**Participants Assisted w/Housing Stability = 33**

Prevention (assisted in maintaining current housing) = 7

Rapid Rehousing (assisted in finding permanent housing) = 2

H4Y Housing Stability Assistance (rent and deposits) = 2

HOPE Place New Resident = 2

HOPE Place Successful Completion = 1

Host Homes (assisted youth in alternative housing option) = 1

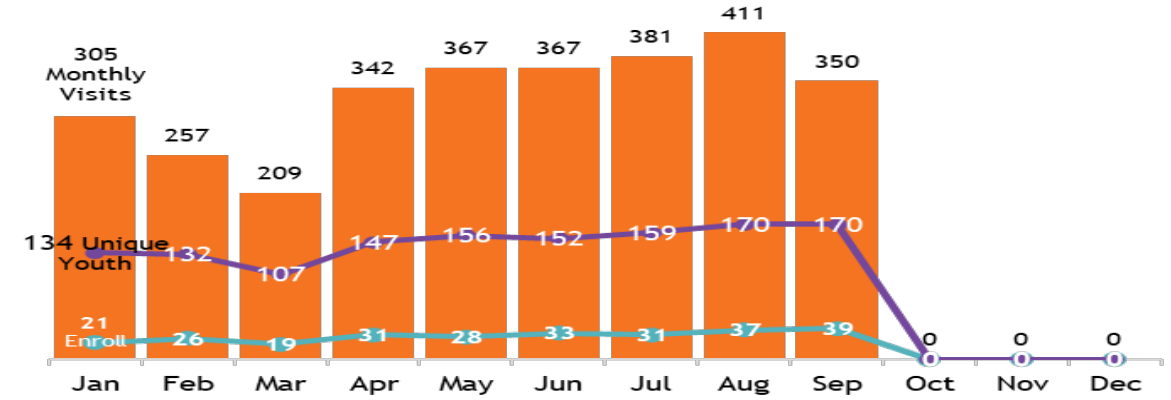
Referrals for Transitional or Permanent Housing = 13

Community Referrals for Emergency Shelter = 5

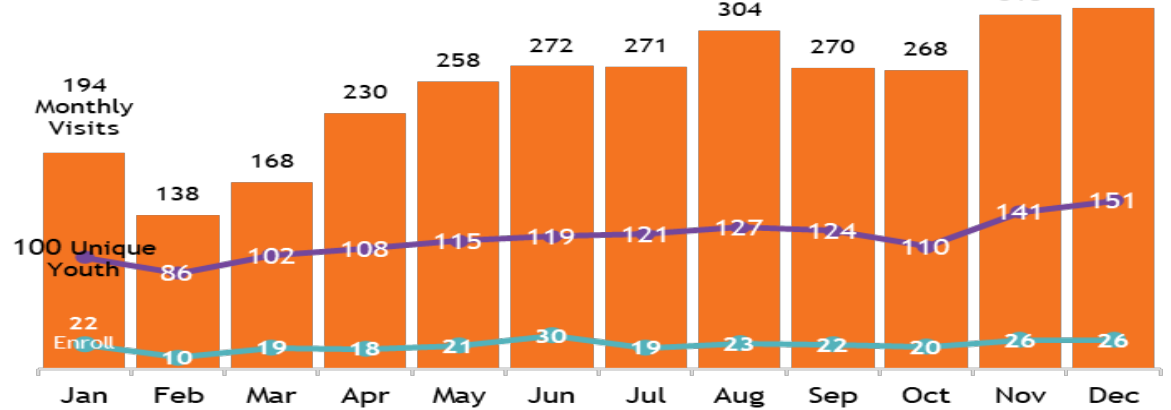
Dollars toward rent supports = **\$12,688**

## Year Over Year H4Y Center Data

2024



2023



2022

